

F. BUSH.
Cartridge Box.

No. 37,216.

Patented Dec. 23, 1862.

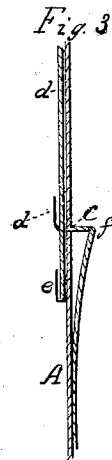
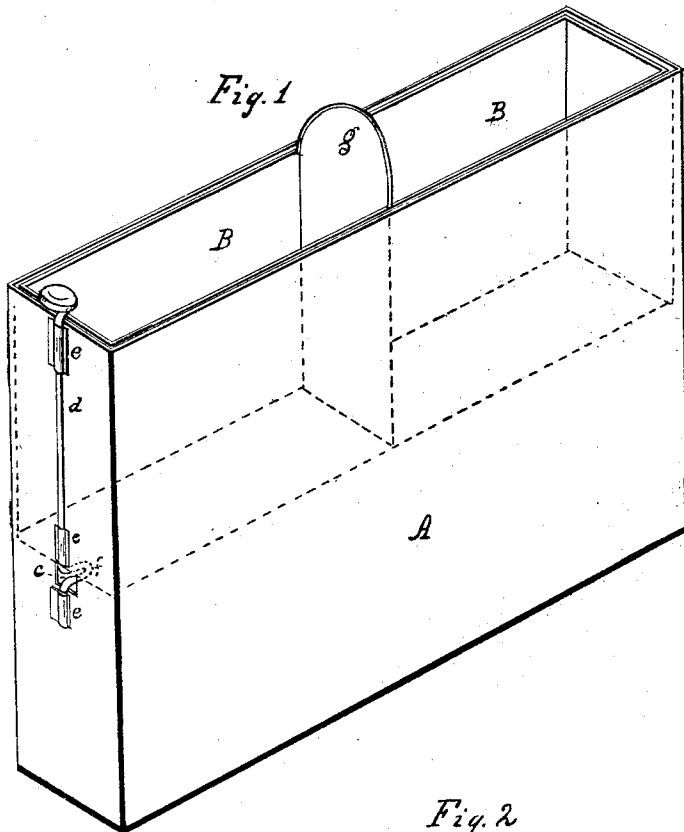
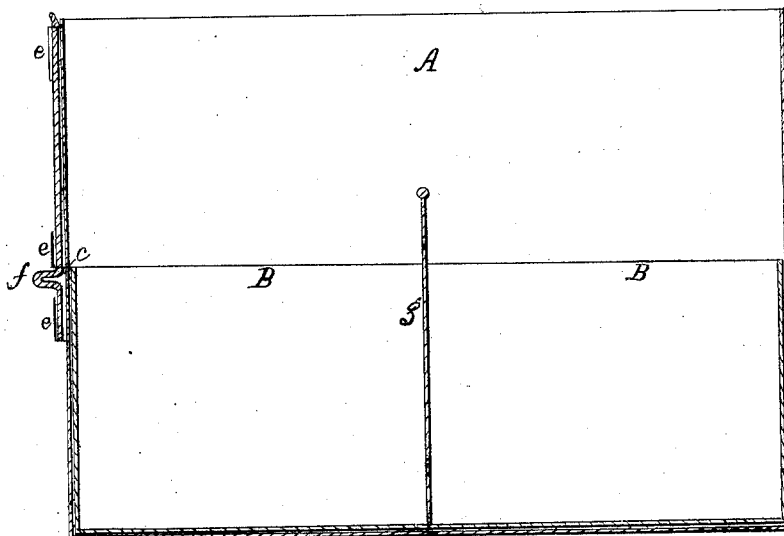


Fig. 2



Witnesses
A. C. Fowler
J. H. Smith

Inventor
Francis Bush
By his attorney
N. B. Smith

UNITED STATES PATENT OFFICE.

FRANCIS BUSH, OF BOSTON, MASSACHUSETTS.

IMPROVEMENT IN CARTRIDGE-BOXES.

Specification forming part of Letters Patent No. 37,216, dated December 23, 1862.

To all whom it may concern:

Be it known that I, FRANCIS BUSH, of the city of Boston, and State of Massachusetts, have invented a new and useful Improvement in Cartridge-Boxes; and I do hereby declare the following to be a full, clear, and exact description of the same, reference being had to the accompanying drawings, and to the letters and figures of reference marked thereon, the same making part of this specification, and in which—

Figure 1 represents a vertical longitudinal section, in perspective, of a cartridge-box embracing my improvements; and Fig. 2, a vertical longitudinal section of the same, with the inner sliding box resting at the bottom of the main or outer box. Fig. 3 shows a modification of the stop applied to the end for holding up the inner box.

Like letters refer to like parts in each figure.

My improvement relates to the construction of the metallic box which contains the cartridges, and which is placed within the leather box or case; and it consists in constructing said box open only at the top, and providing it with one or more sliding boxes, which rest on the bottom of and within the main box when said box is filled, and which, when the cartridges have been used therefrom so as to render it difficult for the wearer to reach them, may be raised and held at a convenient height for the removal of the remainder, as herein-after described.

To enable others skilled in the art to make and use my invention, I will describe the same with reference to the drawings, in which—

A represents the main or outer metallic case, which is made open only at the top, and is of the same size as the boxes or cases now in use.

B is the inner sliding box, which is made of about one-half the depth of box A. The box A has a perforation at one end, (shown at C,) and is provided with a thumb-shaft, *d*, working in bearings *e e*. This shaft is furnished with a spur or stop, *f*, which works through the slot or perforation in the box, and under box B, when in its elevated position. The inner box is provided with partition *g*, which for convenience is made to project somewhat above the rest of the box.

Fig. 3 shows a modification of the devices for holding up the sliding box, in which the stop is automatic in its action, consisting of a spring, *f'*, applied to the end of the box, and which may be thrown out when it is desired to have the inner box in the lower position shown by simply turning the thumb-shaft, the spring having sufficient power to return to its position for holding the box when the box is raised and the thumb and fingers are removed from the head of the thumb-shaft.

The operation is as follows: When the box is to be filled, the box B is forced down, so as rest on the bottom of the box A, as shown in Fig. 2, and when the cartridges have been partly used, so that they cannot be conveniently reached, the wearer by taking hold of partition *g* can draw out box B until the top of said box is on a level with the top of box A, and then by turning the thumb-shaft *d* throw the spur or stop through the slot C and under box B, as shown in Fig. 1, thus securing it in that position while the remainder of the cartridges are being used. The advantages of this construction, as to convenience, and the saving of time, will be obvious to those acquainted with the construction and operation of those in ordinary use, which are so made that, when in action it becomes necessary to replenish the upper portions of the boxes from the lower portions, which open at the side, considerable time and much skill are required, and frequently one-half of such cartridges fall to the ground and are lost. It will also be obvious that the boxes may be made in sections similar to, and being made of the same size may be readily substituted for, those now in use.

Having thus fully described my improvement, I claim and desire to secure by Letters Patent—

1. The adjustable inner box or boxes, B, in combination with the box or case A, in the manner and for the purpose specified.

2. In combination with the boxes A and B, the employment of a stop, substantially as and for the purpose described.

FRANCIS BUSH.

Witnesses:

GEORGE BEMIT,
SILAS F. PLIMPTON.