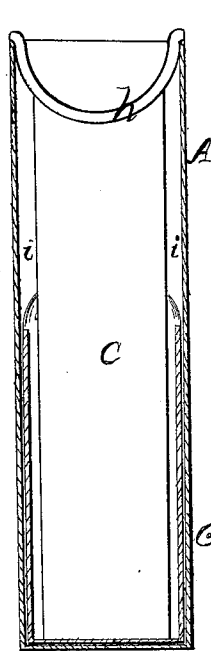
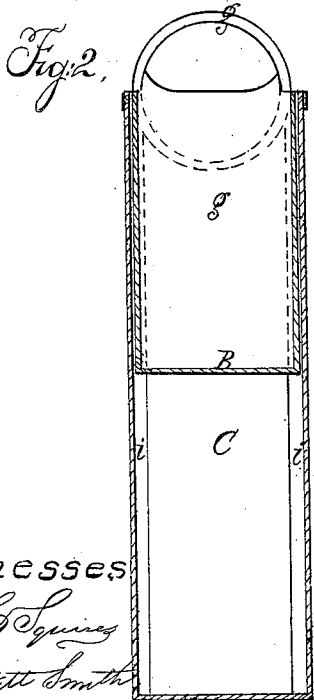
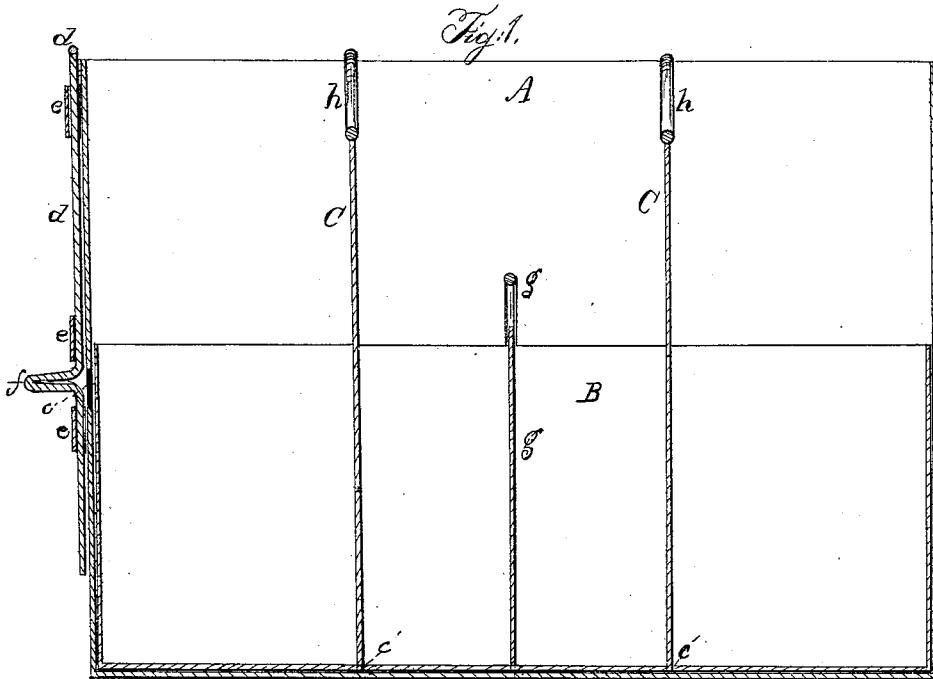


F. BUSH.
Cartridge Box.

No. 37,607.

Patented Feb. 10, 1863.



Witnesses
H. C. Squires
C. De Witt Smith

Inventor
Francis Bush
By his attorney
N. B. Smith

UNITED STATES PATENT OFFICE.

FRANCIS BUSH, OF BOSTON, MASSACHUSETTS.

IMPROVEMENT IN CARTRIDGE-BOXES.

Specification forming part of Letters Patent No. 37,607, dated February 10, 1863.

To all whom it may concern:

Be it known that I, FRANCIS BUSH, of the city of Boston, and State of Massachusetts, have invented a new and useful Improvement in Cartridge-Boxes; and I do hereby declare that the following is a full and exact description thereof, reference being had to the accompanying drawings, in which—

Figure 1 represents a vertical longitudinal section, and Figs. 2 and 3 vertical transverse sections, of a cartridge-box embracing my improvement.

The improvement which is the subject-matter of the present application is additional to and is intended to be used in connection with certain other improvements in cartridge-boxes, which are set forth in a patent granted to me on the 23d day of December, 1862. In practice it has been found convenient to have the box divided into several compartments, lengthwise, to prevent the displacement of the cartridges. The compartments are of such size as to contain four or more cartridges, placed on end, and so arranged that they may be readily seized by the operator in a manner most convenient for rapid use. In cartridge-boxes provided with the inner adjustable box, which constitutes the prominent feature of improvement set forth in the patent referred to, it was found difficult to apply the partitions to the main case on account of their interfering with the operation of the sliding inner box, and the inner box only being provided with partitions. When said box rested on the bottom of the main case, the cartridges in the first or upper tier were liable, after a few had been removed, to displacement and disarrangement to such an extent as seriously to interfere with a rapid manipulation thereof on the part of the operator.

To overcome this difficulty in such cartridge-boxes is the object of the present improvement, and therefore my invention consists in providing the outer box or case with one or more partitions in such manner that they shall not interfere with the free working of the inner adjustable box within said outer box.

In order to a more perfect understanding of my improvement, I will proceed to describe the same, with reference to the drawings, which illustrate one practical way of carrying out the same, and in the several figures of

which the same letters of reference denote the same part.

A in said drawings represents the main or outer box; B, the inner sliding box; *c*, a perforation of the end of box A; *d*, a thumb-shaft, supported in bearings *ee*, and provided with the crank-stop *f* working through the opening *e*, or operating a spring-stop, as recited in a former patent. *g* is a partition, dividing the sliding box into two compartments, provided with the bent rod *g'*, which serves as a handle by which to raise or depress said inner box.

So far the construction is substantially the same as described in the patent referred to.

Before inserting the inner box, I attach to the bottom of the outer box, at suitable intervals and in sufficient number, strips of metal *cc*, of such width as to leave a small space, as at *ii*, on either side and between them and the outer case, A, in which the sides of the inner case may work freely. The bottom of the inner case is perforated, as at *c' c'*, and passed over the strips, the upper ends of which are then secured to the top of the outer case by means of the wire rods *hh*, to which said upper ends are attached, and which may be made either straight or curved, as shown in the drawings.

The operation will be apparent from the foregoing description, taken in connection with the drawings, the inner box being readily raised and lowered without obstructions from the partition-strips C C, which thus form the necessary compartments in both the inner and outer boxes.

The cross-rods *hh*, it will be seen, serve as stops, insuring always the elevation of the inner box to the proper point for being held by the spur or stop *f*.

Having now described my improvement, what I claim, and desire to secure by Letters Patent, is—

Providing the outer metallic box or case with one or more partitions in such manner that they shall not interfere with the free working of the inner sliding box, for the purpose specified.

FRANCIS BUSH.

Witnesses:

E. WOODWARD,
E. A. JACKSON.